

Southern Comfort

Upholstery & Cabinets

Established 1962

Furniture Catalogue - Vol.6



Fine Quality Traditional English Furniture

SOUTHERN COMFORT BUILDING 37 ADEN ROAD ENFIELD MIDDLESEX EN3 7SY ENGLAND

tel: 0044 (0) 208 805 4200 fax: 0044 (0) 208 804 0127 email: contact@southerncomfortfurniture.co.uk

www.SouthernComfortFurniture.co.uk

The Inadam Collection - *'for that extra special finish'*



I N A D A M

COLLECTION



The Inadam Collection is our exclusive 'Deluxe' finish that can be applied to most of our standard products throughout our catalogue.

MAHOGANY UPGRADE

We offer Mahogany items to be produced with Satinwood cross bandings on the edges as can be seen on the coffee table. For straight edge cabinets, a tulip inlay can also be applied.

YEW UPGRADE

For the Yew finish we can offer a Curl/Flame Mahogany cross banding on the furniture and again for straight edge cabinets, a tulip inlay can be applied.

Our Inadam Collection of Mahogany with Satinwood cross banding and Yew with Curl/Flame Mahogany cross banding have been very popular with our existing customers and offer an even higher quality of finish to an already beautiful quality collection of furniture. If you prefer a Tulip Inlay option only, this is also possible as on the sideboard.



Office Furniture



Executive Desks

Partner Desk as above but with drawers on both sides



Computer Desks



Single Pedestal Computer Desk



Corner Desks



Computer Stacker

Available finishes:

- Mahogany
- Yew
- Cherry
- Oak
- Burr Elm
- Burr Walnut
- Poplar

As standard all of the desks come with Antique Swan handles. 121 and 137cm desks have bracket feet 150 and 180cm desks have full plinth.

Options include:
Modesty Panels | Brass Wiring Plates | Polished Top | Extra Drawers

CD-2 h.79 x w.63 x d.61cm

Computer Desks

CD-3 h.79 x w.105 x d.61cm - Single Pedestal

CD-4 h.79 x w.121 x d.61cm

CD-5 h.79 x w.137 x d.76cm

CD-6 h.79 x w.150 x d.76cm

Work Station Returns

PD-RET1 for 121 x 61cm Desk

PD-RET2 for 137 x 76cm Desk

PD-RET3 for 150 x 90cm Desk

Computer Stacker

CD-1 h.79 x w.63 x d.61cm

Executive Desks

PD-3 h.79 x w.121 x d.61cm

PD-4 h.79 x w.137 x d.76cm

PD-5 h.79 x w.150 x d.90cm

PD-6 h.79 x w.180 x d.90cm

PD-7 h.79 x w.180 x d.120cm

Partner Desks (drawers on both sides)

PAR-D-1 h.79 x w.150 x d.90cm

PAR-D-2 h.79 x w.180 x d.120cm

Corner Desks

COR-PD h.79 x w.81 x d.81cm

COR-CD h.79 x w.81 x d.81cm

Office Furniture



2 Drawer Filing Cabinet (FC-1)



4 Drawer Filing Cabinet (FC-3)



3 Drawer Filing Cabinet (FC-2)



Extending Desk (ED-PD/ED-CD)



Arch Bookcases can be made to join together in a modular run if required



Victorian Writing Table



Chippendale Writing Table

Filing Cabinets

FC-1	h.79 x w.55 x d.61cm
FC-2	h.117 x w.55 x d.61cm
FC-3	h.79 x w.100 x d.61cm

Victorian Writing Tables

VWD-1	h.82 x w.121 x d.61cm
VWD-2	h.82 x w.137 x d.76cm
VWD-3	h.82 x w.150 x d.76cm
VWD-4	h.82 x w.150 x d.90cm
VWD-5	h.82 x w.105 x d.61cm

Chippendale Writing Tables

WD-1	h.82 x w.121 x d.61cm
WD-2	h.82 x w.137 x d.76cm
WD-3	h.82 x w.150 x d.76cm
WD-4	h.82 x w.150 x d.90cm
WD-5	h.82 x w.105 x d.61cm


Extending Desks

ED-PD	h.79 x w.83/128 x d.63cm
ED-CD	h.79 x w.83/128 x d.63cm


Arch Bookcase

ARCH-BC	h.203 x w. 92 x d.33cm
---------	------------------------

Modular Bookcases




CU-1



CU-2



CU-3



CU-4

Our modular bookcases can be configured to join each other side by side or can be made as individual free standing units.

When placing an order please confirm the order from right to left including any corners. For a corner, where bookcases go over 2 walls, you need a CU-17 Internal Corner Post.


Bespoke options are available - please contact for more information.




CU-6



CU-7



CU-8



CU-9



CU-10



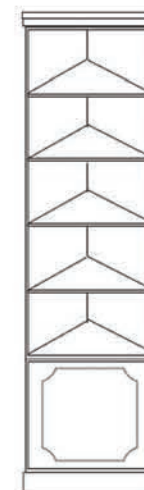
CU-11



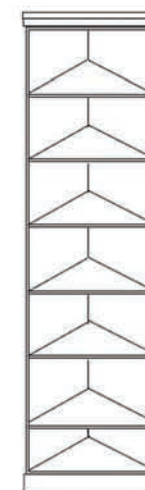
CU-12




CU-13



CU-15



CU-16



CU-17

Double Modular Bookcases

h.203 x w.92 x d.33cm

- CU-1 Bevelled glass top / cupboard base
- CU-2 Open top / cupboard base
- CU-3 Open bookcase
- CU-4 Solid doors on top / cupboard base

Single Modular Bookcases

h.203 x w.61 x d.33cm

- CU-6 Bevelled glass top / cupboard base
- CU-7 Open top / cupboard base
- CU-8 Open bookcase
- CU-9 Solid door on top / cupboard base
- CU-10 Solid door on top / 3 drawer base

CU-11 Open top / 3 drawer base

CU-12 Open top / 1 drawer base

CU-13 Bevelled glass top / 3 drawer base

Modular Bookcase Ends

h.203 x w.33 x d.33cm

- CU-15 Open top / cupboard base
- CU-16 Open bookcase

Internal Corner Post

CU-17 (for any joining corner over 2 walls)

Bookcases



Regency Tall Open Bookcase



Georgian Tall Open Bookcase



CHIFF-1D



CHIFF-1DD



LOB-3D



LOB-2DR



LOB-2DDR



LOB-1D

Regency Bookcases have veneered sides (tall bookcases have a plain cornice top)

Georgian Bookcases have solid reeded side mouldings (tall bookcases have a dental moulded cornice)

As standard

Tall bookcases have a full plinth base

Low bookcases have bracket feet base (LOB-3D has full plinth)

If you require a different base this must be stated at time of order

Regency Open Bookcases

OB-1-R	h.203 x w.100 x d.35cm
OB-2-R	h.210 x w.100 x d.35cm
OB-3-R	h.180 x w.150 x d.33cm
OB-4-R	h.150 x w.150 x d.33cm
OB-5-R	h. 91 x w.150 x d.33cm
OB-6-R	h.150 x w. 76 x d.33cm

OB-7-R	h.180 x w. 91 x d.33cm
OB-8-R	h.140 x w. 91 x d.33cm
OB-9-R	h. 91 x w. 91 x d.33cm

Georgian Open Bookcases

OB-1-G	h.203 x w.100 x d.35cm
OB-2-G	h.210 x w.100 x d.35cm

OB-3-G	h.180 x w.150 x d.33cm
OB-4-G	h.150 x w.150 x d.33cm
OB-5-G	h. 91 x w.150 x d.33cm
OB-6-G	h.150 x w. 76 x d.33cm
OB-7-G	h.180 x w. 91 x d.33cm
OB-8-G	h.140 x w. 91 x d.33cm
OB-9-G	h. 91 x w. 91 x d.33cm

Low Bookcases with Drawers

CHIFF-1D/CHIFF-1DD	h.84 x w. 79 x d.31cm
LOB-1D/LOB-1DD	h.76 x w. 51 x d.33cm
LOB-2DR/LOB-2DDR	h.76 x w. 76 x d.33cm
LOB-2D/LOB-2DD	h.91 x w.105 x d.33cm
LOB-3D	h.91 x w.150 x d.33cm

Library Bookcases



2 Door Regency Library Bookcase

Birdseye view of a break front library bookcase



REGENCY

has a dental moulded cornice and plain veneered sides

GEORGIAN

has a plain cornice and solid reeded side mouldings




LB-R-1D
LB-G-1D



LB-R-2D
LB-G-2D



LB-R-3D / LB-RB-3D
LB-G-3D / LB-GB-3D



LB-R-4D / LB-RB-4D
LB-G-4D / LB-GB-4D

Our library bookcases are available in Regency or Georgian design.

AS STANDARD

- * Bevelled Glass Doors
- * Adjustable Wooden Shelves
- * Astrigal Mouldings with Scalloped Corners on bottom doors
- * Full Plinth Base on 3 & 4 Door models
- * Bracket Feet Base on 1 & 2 Door models

OPTIONS

- * Lights (1 light required per door)
 - * Glass Shelves
 - * Bracket Feet
 - * Superior Inlays - Tulip / Herringbone for Burr Walnut
- (for any options these must be stated at the time of placing an order)

Regency Library Bookcase

LB-R-1D	h.200 x w. 50 x d.40cm
LB-R-2D	h.200 x w.100 x d.40cm
LB-R-3D	h.200 x w.150 x d.40cm
LB-R-4D	h.200 x w.185 x d.40cm

Georgian Library Bookcase

LB-G-1D	h.200 x w. 55 x d.40cm
LB-G-2D	h.200 x w.105 x d.40cm
LB-G-3D	h.200 x w.155 x d.40cm
LB-G-4D	h.200 x w.195 x d.40cm

Regency Break Front

LB-RB-3D	h.200 x w.155 x d.45cm
LB-RB-4D	h.200 x w.195 x d.45cm

Georgian Break Front

LB-GB-3D	h.200 x w.160 x d.45cm
LB-GB-4D	h.200 x w.200 x d.45cm

Sideboards

REGENCY
has a plain veneered sides



2 Door Regency Sideboard



3 Door Regency Sideboard

GEORGIAN
has solid reeded side mould



2 Door Georgian Sideboard



4 Door Georgian BreakFront Sideboard

Our Sideboards are available in Regency or Georgian design.

AS STANDARD

- * Adjustable Wooden Internal Shelf
- * Astrigal Mouldings with Scalloped Corners on bottom doors
- * Full Plinth Base

OPTIONS

- * Bracket Feet
 - * Superior Inlays - Tulip / Herringbone for Burr Walnut
- (for any options these must be stated at the time of placing an order)

Birdseye view of a break front Sideboard



Serpentine Sideboard

Regency Sideboard

SB-R-1D	h.90 x w. 50 x d.40cm
SB-R-2D	h.90 x w.100 x d.40cm
SB-R-3D	h.90 x w.150 x d.40cm
SB-R-4D	h.90 x w.185 x d.40cm

Georgian Sideboard

SB-G-1D	h.90 x w. 55 x d.40cm
SB-G-2D	h.90 x w.105 x d.40cm
SB-G-3D	h.90 x w.155 x d.40cm
SB-G-4D	h.90 x w.195 x d.40cm

Regency Break Front

SB-RB-3D	h.90 x w.155 x d.45cm
SB-RB-4D	h.90 x w.195 x d.45cm

Georgian Break Front

SB-GB-3D	h.90 x w.160 x d.45cm
SB-GB-4D	h.90 x w.200 x d.45cm

Serpentine Sideboard - 2 Doors / 6 Drawers

SB-SF-2D	h.82 x w.154 x d.53cm
----------	-----------------------

Bureaux & Corner Cabinets



21" Bureau



30" Bureau



39" Bureau



Bureaux

Our bureaux are all available in the choice of Mahogany or Yew

All of the bureaux have the option of a top bookcase, with bevelled glass lockable door(s)

Corner Cabinets

The corner cabinets are available as a single or double cabinet with bevelled glass lockable door(s) as standard

Corner cabinets are available in all of the wood finishes



Corner Cabinets are only available with Bevelled Glass

Double Corner Cabinet
(the single corner cabinet has 1 door)

Bureaux

BU-1 (21") h.92 x w. 55 x d.47cm
 BU-3 (30") h.92 x w. 75 x d.47cm
 BU-5 (36") h.92 x w. 90 x d.47cm
 BU-7 (39") h.92 x w.100 x d.47cm

Bureaux with top bookcase

BU-2 (21") h.196 x w. 55 x d.47cm
 BU-4 (30") h.196 x w. 75 x d.47cm
 BU-6 (36") h.196 x w. 90 x d.47cm
 BU-8 (39") h.196 x w.100 x d.47cm

Corner Cabinets

CC-FF-3 h.180 x w. 66 x d. 46cm
 CC-FF-4 h.180 x w. 93 x d. 65cm

Chests of Drawers



4 Drawer Flat Front (plain drawers as standard)



5 Drawer Flat Front (drawer inlays as option)



Mini 4 and 5 Drawer Chests of Drawers



20" 6 Drawer Serpentine



30" 3 Drawer Bow Front



30" 4 Drawer Bow Front

Flat Front - 4 Drawer

CH-FF-1 h.55 x w. 45 x d.30cm
 CH-FF-3 h.72 x w. 61 x d.45cm
 CH-FF-5 h.76 x w. 76 x d.45cm
 CH-FF-7 h.90 x w.100 x d.45cm
 CH-FF-9 h.75 x w. 75 x d.28cm

Flat Front - 5 Drawer

CH-FF-2 h.55 x w. 45 x d.30cm
 CH-FF-4 h.72 x w. 61 x d.45cm
 CH-FF-6 h.76 x w. 76 x d.45cm
 CH-FF-8 h.90 x w.100 x d.45cm
 CH-FF-9B h.75 x w. 75 x d.28cm

Flat Front - 6 Drawer

CH-FF-10 h. 90 x w. 45 x d.33cm

Bow Front - 3 Drawer

CH-BF-1F (20") h. 65 x w. 51 x d.38cm
 CH-BF-2F (30") h. 65 x w. 76 x d.41cm

Bow Front - 4 Drawer

CH-BF-3F (30") h. 82 x w. 76 x d.41cm

Serpentine Front - 6 Drawer

CH-SF-1F (20") h.116 x w. 51 x d.38cm

Occasional Furniture

All of our Chippendale tables come with a standard black or white line inlay
As a delux option we also offer 'Tulip Inlays'



DRUM-3 Polished Top



CHIP-1 Lamp Table no drawer



CHIP-2 Lamp Table with drawer



NEST-3 Chippendale Nest



DRUM-2 Leather Top



Round/Oval Coffee Table with Rim & Leather Top



CHIP-5 Chippendale Coffee Table with 6 drawers

20" Drum Tables

DRUM-1	h.61 x w. 48 x d.48cm (Polished Top)
DRUM-2	h.61 x w. 48 x d.48cm (Leather Top)
DRUM-3	h.61 x w. 54 x d.54cm (Polished Top)
DRUM-4	h.61 x w. 54 x d.54cm (Leather Top)

Round Coffee Tables with Rim/Leather

ROUND-1R-LEA	h.49 x w. 76 x d.76cm
ROUND-3-LEA	h.49 x w. 92 x d.92cm

Chippendale Tables

CHIP-1	h.54 x w. 51 x d.51cm
CHIP-2	h.54 x w. 51 x d.51cm
CHIP-3	h.54 x w.107 x d.46cm
CHIP-4	h.54 x w.122 x d.61cm
CHIP-5	h.54 x w.122 x d.61cm

Chippendale Nest of Tables

NEST-3	h. 56 x w. 57 x d.44cm
--------	------------------------

Occasional Furniture



REVBC-1 Polished Top



**Magazine Table Polished Top
with Tulip Inlay**



Magazine Table Leather top



OCC-1 Small 2 Tier Table



REVBC-1LEA Leather Top



Round/Oval Coffee Table no rim



Round/Oval Coffee Table with rim



OCC-2 Large 2 Tier Table

Revolving Bookcases

REVBC-1	h. 83 x w.50 x d.50cm
REVBC-1LEA	h. 83 x w.50 x d.50cm
REVBC-2	h.126 x w.54 x d.54cm
REVBC-2LEA	h.126 x w.54 x d.54cm

Magazine Table

MAGZ-1	h.54 x w.51 x d.51cm
MAGZ-2	h.54 x w.51 x d.51cm

2 Tier Occasional Table

OCC-1	h.62 x w.42 x d.34cm
OCC-2	h.66 x w.56 x d.46cm

Oval and Round Coffee Tables no Rim

OVAL-1	h. 49 x w. 92 x d.61cm (36"x24")
OVAL-3	h. 49 x w.117 x d.76cm (46"x30")
ROUND-1	h. 49 x w. 76 x d.76cm (30")
ROUND-2	h. 49 x w. 92 x d.92cm (36")

Oval and Round Coffee Tables with Rim

OVAL-2	h. 49 x w. 92 x d.61cm (36"x24")
OVAL-4	h. 49 x w.117 x d.76cm (46"x30")
ROUND-1R	h. 49 x w. 76 x d.76cm (30")
ROUND-3	h. 49 x w. 92 x d.92cm (36")

Occasional Furniture



LL-TABLE-1 & LL-TABLE-2
Mahogany finish with Tulip Inlay
& Satinwood Cross banding

NEST-5
Yew finish with Tulip Inlay



LL-TABLE-1 & LL-TABLE-2
Yew finish with Tulip Inlay
& Curl Mahogany Cross banding



BD-TABLE-2
Mahogany finish Tan Leather Top

LL Table Collection

LL-TABLE-1 h. 54 x w. 51 x d.51cm (1 drawer lamp table)
LL-TABLE-2 h. 54 x w.121 x d.61cm (2 drawer coffee table)

Leather Top Table Collection

BD-TABLE-1 h. 50 x w. 60 x d.60cm (1 drawer lamp table)
BD-TABLE-2 h. 50 x w.125 x d.75cm (4 drawer coffee table)

Tapered Leg Nest of Tables

NEST-1 h. 57 x w. 56 x d. 35cm
(nest of 3 tables)

Occasional Furniture



Butlers Trays are available in Mahogany or Yew finish



Hunt Tables are available in Mahogany or Yew finish



Butlers Trays

BUTLER-100	h. 54 x w.100 x d.76cm
BUTLER-120	h. 54 x w.120 x d.90cm

Hunt Tables

HUNT-100	h.54 x w.100 x d.80cm	100cm Hunt Table
HUNT-120	h.54 x w.120 x d.90cm	120cm Hunt Table
HUNT-135	h.54 x w.135 x d.90cm	135cm Hunt Table

Hall Tables and Display Cabinets



**HALL-1 Tapered Leg 1 Drawer
Hall Table**
(Mahogany/Satin/Tulip Delux Option)



**HALL-8 Chippendale 3 Drawer
Hall Table**
in Mahogany & Yew finish with Tulip Inlay

DISPLAY CABINETS

All of our display cabinets come with bevelled glass doors as standard

Doors are all lockable and come with fully adjustable shelves

Display cabinets with solid sides have wooden shelves

Display cabinets with glass sides have glass shelves



**DISP-9 Tall Display
Cabinet with Solid Sides**



HALL-11 2 Drawer Bow Hall Table

Tapered Leg Hall Table - 1 drawer

HALL-1 h. 79 x w.91 x d.40cm

Bow Hall Table - 1 & 2 Drawer

HALL-10 h. 76 x w. 80 x d.30cm

HALL-11 h. 76 x w.105 x d.30cm

Chippendale Hall Tables

HALL-5 h.81 x w. 85 x d.35cm (no drawer)

HALL-6 h.81 x w.105 x d.35cm (2 drawers)

HALL-7 h.81 x w.122 x d.35cm (3 drawers)

HALL-8 h.81 x w.135 x d.35cm (3 drawers)

Display Cabinets (SS-solid sides / GS-glass sides)

DISP-1 h. 90 x w. 90 x d.35cm (GS)

DISP-2 h. 90 x w. 90 x d.35cm (SS)

DISP-3 h.100 x w.100 x d.35cm (GS)

DISP-4 h.100 x w.100 x d.35cm (SS)

DISP-5 h.135 x w.150 x d.35cm (GS)

DISP-6 h.135 x w.150 x d.35cm (SS)

DISP-7 h.150 x w.150 x d.35cm (GS)

DISP-8 h.150 x w.150 x d.35cm (SS)

DISP-9 h.150 x w. 91 x d.40cm (SS)

DISP-10 h.175 x w. 91 x d.40cm (SS)

Television Cabinets



SAV-1/2 Fully Enclosed TV Cabinet



SAV-3



SAV-4



SAV-7/14



SAV-5



SAV-6
Glass and solid flap options



SAV-16 Glass and Solid flap options



SAV-17



SAV-19

Television Cabinets

SAV-1 h. 99 x w. 89 x d.46cm
 SAV-2 h. 94 x w. 79 x d.46cm
 SAV-3 h. 66 x w. 79 x d.43cm
 SAV-4 h. 66 x w. 94 x d.43cm
 SAV-5 h. 66 x w. 79 x d.43cm

SAV-6G h. 51 x w. 81 x d.46cm (Glass flap)
 SAV-6S h. 51 x w. 81 x d.46cm (Solid flap)
 SAV-7 h. 43 x w. 61 x d.46cm
 SAV-14 h. 43 x w. 82 x d.46cm
 SAV-16G h. 51 x w.110 x d.46cm (Glass flap)

SAV-16S h. 51 x w.110 x d.46cm (Solid flap)
 SAV-17 h.51 x w.100 x d.48cm
 SAV-18 h.51 x w.147 x d.48cm
 SAV-19 h.43 x w. 61 x d.46cm
 VIDEO-2 h.43 x w. 96 x d.54cm

Television Cabinets



**VIDEO-2 Chest Front
Corner TV Cabinet**



SAV-18

BESPOKE TELEVISION CABINETS

**All of our television cabinets are available
in the following:**

**Mahogany
Yew
Cherry
Oak
Burr Elm
Burr Walnut
Poplar**

**If you need a bespoke price please
send a sketch with full dimensions
and choice of finish and we will
quote it for you**



Dining Tables - Standard Bow/D End

The standard Bow/D End dining tables have removable leaves to reduce the length of the tables



5' D End Dining Table with Rim in Yew



5' Bow End Dining Table without Rim in Yew with Candle Stick dining chairs



Example of an 8'8" D End Table with Rim (only the 8'8" model has these support rails)

5' - 150x92cm (122x92cm closed)

One Pedestal - One Leaf

- DT-1 Bow End - No Rim
- DT-2 Bow End - With Rim
- DT-3 D End - No Rim
- DT-4 D End - With Rim

6'6" - 198x92cm (152x92cm closed)

Two Pedestals - One Leaf

- DT-5 Bow End - No Rim
- DT-6 Bow End - With Rim
- DT-7 D End - No Rim
- DT-8 D End - With Rim

7' - 212x99cm (161x92cm closed)

Two Pedestals - One Leaf

- DT-9 Bow End - No Rim
- DT-10 Bow End - With Rim
- DT-11 D End - No Rim
- DT-12 D End - With Rim

8'8" - 264x107cm (51cm each leaf)

Two Pedestals - Two Leaves

- DT-13 Bow End - No Rim
- DT-14 Bow End - With Rim
- DT-15 D End - No Rim
- DT-16 D End - With Rim

11'6" - 350x100cm (55cm each leaf)

Three Pedestals - Two Leaves

- DT-17 Bow End - No Rim
- DT-18 Bow End - With Rim
- DT-19 D End - No Rim
- DT-20 D End - With Rim

Dining Tables



DT-22 Bow End 7' Flip Top Table with Rim



Circular Breakfast Table with Rim



DT-26 6' D End Raven Table (one piece) with Rim



DT-27 Bow End Pembroke Table

7' - Flip Top Table
210x99cm (161x99cm closed)
 DT-21 D End - With Rim
 DT-22 Bow End - With Rim

6'' - Raven Table
180x92cm (one piece top)
 DT-23 Bow End - No Rim

DT-24 Bow End - With Rim
 DT-25 D End - No Rim
 DT-26 D End - With Rim

153cm - Pembroke Table
153x92cm (61cm closed fully)
 DT-27 Bow End - No Rim
 DT-28 D End - No Rim

Oval Breakfast Table
 DT-37 137x90cm - No Rim
 DT-38 137x90cm - With Rim

Circular Breakfast Table
 DT-31 90cm diameter - No Rim
 DT-32 90cm diameter - With Rim
 DT-33 105cm - No Rim
 DT-34 105cm - With Rim
 DT-35 121cm - No Rim
 DT-36 121cm - With Rim

Dining Tables



INSB-2 2 Door Inadam Sideboard in Yew with Tulip Inlay and Oval Plate Handles



INDT-1 Octagonal Breakfast/Card Table with Rim in Mahogany with Tulip Inlay and Satinwood Crossbanding



INADAM COLLECTION - Dining Table & Prince of Wales Chairs the above example is the Yew with Tulip Inlay and Curl Mahogany Cross Banding

Octagonal Breakfast/Card Table 120cm diameter

INDT-1 120cm Octagonal - With Rim

Inadam Collection of Dining Tables (all tables with rim)

INDT-2 5' - 150cm x 105cm - 1x 28cm leaf
 INDT-3 6'6" - 198 x 105cm - 1x 46cm leaf
 INDT-4 7' - 210 x 105cm - 1x 49cm leaf
 INDT-5 8'8" - 264 x 105cm - 2x 51cm leaves
 INDT-6 11'6" - 350 x 105cm - 3x pedestals 2x 55cm leaves

Inadam Collection of Sideboards

INSB-1 1 Door Sideboard - h. 90 x w. 55 x d. 40cm
 INSB-2 2 Door Sideboard - h. 90 x w. 100 x d. 40cm
 INSB-3 3 Door Sideboard - h. 90 x w. 150 x d. 40cm
 INSB-4 4 Door Sideboard - h. 90 x w. 195 x d. 40cm

Dining Chairs



DCH-1 Shield Back Wheatear



DCH-3 Ribbon Back



DCH-4 Prince of Wales



DCH-5 Wheatear High Back



DCH-8 Cross Stick



DCH-11 Queen Ann Leg



DCH-12 Gothic Back



DCH-13 Hour Glass



ENFIELD-3 / ENFIELD-4 Upholstered Back

Options available:
Choice of fabric as standard
Leather seats available as an option

Dining Chairs

- DCH-1-S Shield Back Wheatear Single
- DCH-1-C Shield Back Wheatear Carver
- DCH-3-S Ribbon Back Single
- DCH-3-C Ribbon Back Carver
- DCH-4-S Prince of Wales Single

- DCH-4-C Prince of Wales Carver
- DCH-5-S Wheatear High Back Single
- DCH-5-C Wheatear High Back Carver
- DCH-8-S Cross Stick Single
- DCH-8-C Cross Stick Carver

- DCH-11-S Queen Ann Leg Single
- DCH-11-C Queen Ann Leg Carver
- DCH-12-S Gothic Back Single
- DCH-12-C Gothic Back Carver
- DCH-13-S Hour Glass Single

- DCH-13-C Hour Glass Carver
- ENFIELD-3 Enfield Carver BB PS
- ENFIELD-4 Enfield Single BB PS

Desk Chairs - Swivel



Captain Swivel Button Seat



Gaibsborough Swivel Button Back/Seat



Court Swivel Plain Seat



Executive Swivel Button Seat



Regency Single Swivel Plain Back/Seat



Regency Carver Swivel Button Back/Seat



Gothic Swivel Button Seat



Mini Gainsborough Swivel Plain Back/Seat

Captain

- CAPTAIN-1 Button Back/Seat
- CAPTAIN-2 Button Back/Plain Seat

Gainsborough

- GAINS-1 Button Back/Seat
- GAINS-2 Button Back/Plain Seat
- GAINS-3 Plain Back/Seat

Court

- COURT-1 Button Back/Seat
- COURT-2 Button Back/Plain Seat

Executive

- EXEC-1 Button Back/Seat
- EXEC-2 Button Back/Plain Seat

Regency Carver (with arms)

- REGENCY-1 Button Back/Seat
- REGENCY-2 Button Back/Plain Seat

Regency Single (no arms)

- REGENCY-3 Button Back/Seat
- REGENCY-4 Button Back/Plain Seat
- REGENCY-5 Plain Back/Seat

Gothic

- GOTHIC-SW Button Seat

Mini Gainsborough

- MINIGAINS-1 Button Back/Seat
- MINIGAINS-2 Button Back/Plain Seat

Office Chairs - on Legs

Enfield Chairs come with the option of 1/2 Saddle or 'FS product codes' are for a Full Saddle



Gainsborough Chair Button Back/Seat



Court Chair Button Back/Plain Seat



Mini Gainsborough Chair Plain Back/Seat



Mini Gainsborough Chair Button Back/Seat



Gothic Visitor Chair Button Seat



Enfield Carver Chair Button Back/Plain Seat



Enfield Single Chair Button Back/Plain Seat



Enfield Carver Full Saddle Button Back/Seat

Gainsborough Chair

- GAINS-4 Button Back/Seat
- GAINS-5 Button Back/Plain Seat
- GAINS-6 Plain Back/Seat

Court Chair

- COURT-3 Button Back/Seat
- COURT-4 Button Back/Plain Seat

Mini Gainsborough Chair

- MINIGAINS-3 Button Back/Seat
- MINIGAINS-4 Button Back/Plain Seat
- MINIGAINS-5 Plain Back/Seat

Gothic Visitor Chair

- GOTHIC-VIS Button Seat

Enfield Carver Chair (with Arms)

- ENFIELD-1 Button Back/Seat
- ENFIELD-3 Button Back/Plain Seat
- ENFIELD-5 Plain Back/Seat
- ENFIELD-1FS Button Back/Seat F/S
- ENFIELD-3FS Button Back/Plain Seat F/S
- ENFIELD-5FS Plain Back/Seat F/S

Enfield Single Chair (no Arms)

- ENFIELD-2 Button Back/Seat
- ENFIELD-4 Button Back/Plain Seat
- ENFIELD-6 Plain Back/Seat
- ENFIELD-2FS Button Back/Seat F/S
- ENFIELD-4FS Button Back/Plain Seat F/S
- ENFIELD-6FS Plain Back/Seat F/S

Chesterfield Sofas & Wing Chairs



Deco Chesterfield Sofas are available with Cushion or Button Seat



The Royal Wing Chairs are available with Cushion or Button Seat



The Royal Foot Stool

The Deco Chesterfield Collection

- DECO-1 h. 73 x w. 109 x d. 87cm Deco Chesterfield Chair
- DECO-2 h. 73 x w. 162 x d. 87cm Deco 2 Seat Chesterfield Sofa
- DECO-3 h. 73 x w. 205 x d. 87cm Deco 3 Seat Chesterfield Sofa
- DECO-4 h. 73 x w. 250 x d. 87cm Deco 4 Seat Chesterfield Sofa

The Royal Wing Chair & Foot Stool

- ROYAL-1 h.108 x w. 86 x d. 85cm Royal Wing Chair
- ROYAL-ST h. 35 x w. 63 x d. 41cm Royal Foot Stool

Chesterfield Sofas & Tub Chair



The Kensington Chesterfield Collection



The Tub Chair is available with a
Cushion or Buttoned Seat



The Kensington Chesterfield Collection

KENSINGTON-1	h. 74 x w. 125 x d. 91cm	Chesterfield Chair
KENSINGTON-2	h. 74 x w. 195 x d. 91cm	2 Seat Chesterfield Sofa
KENSINGTON-3	h. 74 x w. 220 x d. 91cm	3 Seat Chesterfield Sofa
KENSINGTON-4	h. 74 x w. 262 x d. 91cm	4 Seat Chesterfield Sofa

The Contract Tub Chair

TUB-CS-1	h.75 x w. 85 x d. 66cm	Tub Chair with Cushion Seat
TUB-BS-1	h.75 x w. 85 x d. 66cm	Tub Chair with Buttoned Seat

Southern Comfort

Upholstery & Cabinets

SOUTHERN COMFORT BUILDING
37 ADEN ROAD
ENFIELD
MIDDLESEX
EN3 7SY
ENGLAND

tel: 0044 (0) 208 805 4200

fax: 0044 (0) 208 804 0127

email: contact@southerncomfortfurniture.co.uk



www.SouthernComfortFurniture.co.uk